EFFON 誉峰物联 Shenzhen Effon Ltd

THE INTELLIGENT WEARABLE SCANNERS; MORE EFFICIENT, SAFER



SMART WEARABLE SCANNER

The hands-free scanner with intelligent gloves enables workers in manufacturing and logistics to work faster, safer, and more ergonomically. This makes work processes more efficient while improving quality and sustainability.

SHENZHEN EFFON LTD
深圳誉峰物联有限公司

NS02

EFFON NS02 Hands-free Scanner

Effon NS02 glove scanner is the lightweight, ergonomic wearable scanner that pre- sents crucial information when and where your workers need it most. The smart scanner module replaces traditional Mobile Computer Guns in combination with any smart device.



MOBILIZES: The hand-free, real-time, data-first approach provides flexibility and independence for picking, sorting, and sequencing processes.

It uses the industry-standard Bluetooth(HID/SPP) to easily connect to terminals, tablets, or smartphones regardless of the system. Thanks to its straightforward design, users start to work more efficiently after one day of adaptation. No training is needed.

Size: 57.0×42.0×24.4mm

Weight: 45 grams

Battery: 550mAh

Protection Class: IP65

Communication: Bluetooth HID/SPP, or BLE low Energy(BLE)

Window Android IOS Battery

Bluetooth 1D/2D IP65

EFFON 誉峰物联 Shenzhen Effon Ltd

NS02-SE965



NS02 with **Zebra SE965** 1D laser scan engine, that offers best-in-class scanning performance, scanning range, application flexibility, reliability and durability.
Adaptive scanning, aggressive scanning performance, and a wide working range work hand-in-hand to enable the rapid and accurate scanning of bar codes workers need to improve productivity.

Connection via Bluetooth

Removable Battery

Read most common 1D barcodes

+Mid Rage (scan engine: scan range of 10-50cm; depend on barcodes size)

NS02-SE4107



NS02 with **Zebra SE4107** 2D CCD scan engine, it's with green light support main 1D, 2D bar code scannings, such as QR code, Data Matrix, PDF 417, FedEx, USPS, and VIN. Scanning the bar code on different media, not only printed barcodes but also barcodes from the screen.

Connection via Bluetooth

Removable Battery

Read most common 1D and 2D barcodes

+Standard Rage (scan engine: scan range of 25-30cm; depend on barcodes size)

NS02-SE4750MR



NS02 with **Zebra SE4750MR** 2D scan engine, unrivaled scanning performance for virtually any type of data—from 1D and 2D barcodes to photos and letter, legal, A4, and A5 sized documents; SE4750 Mid-Range extends working range further to 20 ft/6 Meter.

Connection via Bluetooth

Removable Battery

Read most common 1D and 2D barcodes

+Mid Rage (scan engine: scan range of 30-250cm; depend on barcodes size)

NS02-E3P



NS02 with **Newland E3P** 2D scan engine, it's designed for logistics barcodes(code 128, code39 etc). But can't read small mil barcodes. For example 3 mil, 5mi.

Connection via Bluetooth

Removable Battery

Read most common 1D and 2D barcodes

+Mid Rage (scan engine: scan range of 30-250cm; depend on barcodes size)

PRODUCTS

				
HARDWARE	**NS02-SE965**	**NS02-SE4107**	**NS02 SE4750MR**	**NS02-E3P**
Scan Engine	Zebra 1D SE965	Zebra 2D SE4107	Zebra 2D SE4750MR	Newland 2D
Scanning Distance(cm)	10-50cm	20-35cm	30-250cm	30-250cm
LxWxH(mm)	57.0×42.0×24.4mm	57.0×42.0×24.4mm	57.0×42.0×24.4mm	57.0×42.0×24.4mm
Weight(g)	45 grams	45 grams	45 grams	45 grams
IP Protection Class	IP65	IP65	IP65	IP65
Drop Spec	1.5m	1.5m	1.5m	1.5m
Tumble Spec	2,000 3.28 ft./ 1m tumbles	2,000 3.28 ft./ 1m tumbles	2,000 3.28 ft./ 1m tumbles	2,000 3.28 ft./ 1m tumbles
Battery	550mAh	550mAh	550mAh	550mAh
Battery Life	> 30 days	> 30 days	> 30 days	> 30 days
Charging Time	2 hours	2 hours	2 hours	2 hours
Transmission	No obstacle 30m	No obstacle 30m	No obstacle 30m	No obstacle 30m
Operating Temp	-10°C to 60°C	-5°C to 50°C	0°C to 50°C	-10°C to 50°C
Product Description	With Zebra 1D laser scan engine It' s able to read almost 1D Common barcodes	With Zebra 2D scan engine. It' s able to read almost 1D and 2D barcodes	With Zebra 2D long range scan engine, with fast decoding speed and long-range scanning distance	With long range scanning distance for logistics barcodes(code 128). But can't read small mil barcodes. For example 3 mil, 5mil

WEARABLES

	SIZE	TRIGGER	MATERIAL
MG01/MG02 	Three Size(S, M, L) Small:108x162mm Medium:119x177mm Large:123x182mm	Trigger on the side between the thumb and forefinger	Breathable work glove with leather coated palm; Fabric back side
PG01/PG02 	One Size: Medium Medium: 133x100mm	Trigger on the side between the thumb and forefinger	Cuff with adjustable Velcro; soft with leather, wear resistant;can clean with alcohol; can also be worn other(specialized) gloves
DG01/DG02 	One Size: Medium Medium: 133x100mm	Trigger on the side between the thumb and forefinger	Cuff with adjustable Velcro; soft with leather,wear "resistant; can clean with alcohol;
PG05/PG06 	One Size: Medium Medium: 120x103mm	Trigger on the side between the thumb and forefinger	Alcantara+rubberized fabric
Ring Base 	61.4x47.8x39.4mm	Trigger on the side between the thumb and forefinger	Nylon 3D print
Lanyard 	450mm	X	X

WEARABLES



NS02



OF01 Right hand



OF02 Left hand





PG01 Right hand



PG02 Left hand

Size : Medium (Adjustable)





PG05 Right hand



PG06 Left hand

Size : Medium (Adjustable)





DG01 Right hand



DG02 Left hand

Size : Medium and Large for optional





MG01 Right hand



MG02 Left hand

Size : Small , Medium and Large for optional





Lanyard



STANDARD GLOVE(MG01/MG02)

- It's soft comfortable to wear for a whole day's working.
- Trigger: Trigger on the side between the thumb and forefinger.
- Ergonomic hands-free scanning.
- MG01 is right hand, MG02 is left hand.





Size: Small,Medium and Large for left or right hand

PALM GLOVE(PG01/PG02)

- The material is leather. it's wear-resistant.
- Cuff with adjustable Velcro, fit any hands.
- It can be cleaned with Alcohol and water wipe.
- PG01 is right hand, PG02 is left hand.





Size: Medium for left and right hand

PALM GLOVE(PG05/PG06)

- The material is Alcantara+rubberized fabric.
- Cuff with adjustable Velcro, fit any hands.
- The glove is lightweight and snug, providing unmatched comfort.
- With durable, washable Omron buttons rated for 3 million presses.
- PG05 is right hand, PG06 is left hand.





Size: Medium for left and right hand

HALF PACK GLOVE(DG01/DG02)

- The material is leather. it's wear-resistant.
- It can be cleaned with Alcohol and water wipe.
- DG01 is right hand, DG02 is left hand.





Size: Medium for left and right hand

RING BASE

- Ring base fit with NS02 scanner, it can be regard as a ring scanner.
- Single finger and Dobule finger for optional.
- Left and Right hand for optional.
- Material is 3D Print nylon.





OF01 Single finger right hand



OF02 Single finger left hand



TF01 Double finger right hand



TF02 Double finger left hand

LANYARD(Standard Accessories)

- Retractable lanyard that you can wear on the neck.







HOW TO CHARGE THE SCANNER?

MAGNETIC CABLE



BFP1 CHARGING STATION WITH BLUETOOTH ADAPTOR



① It can charge one scanner and one backup battery at the same time. The charge time is 2 hours.

HOW TO CHARGE THE SCANNER?

BFP1 CHARGING STATION WITH BLUETOOTH ADAPTOR



② Charging Station for 5 scanners and 5 backup batteries (With Power Supply). The charge time is 2 hours.



③ Can support 6 scanners connected with Windows and transmission data at the same time(Via BFP1 charger).

HOW TO CHARGE THE SCANNER?

BFP2 STANDARD CHARGING STATION

① **It can charge one scanner and one backup battery at the same time. The charge time is 2 hours.**

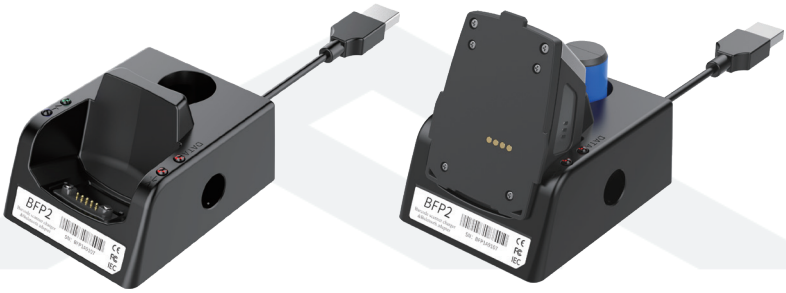

② **Charging Station for 5 scanners and 5 backup batteries (With Power Supply). The charge time is 2 hours.**



EFFON 誉峰物联 Shenzhen Effon Ltd

QUICKSTART GUIDE



Gently press down the glove tail buckle to show as the following picture.



Lign the protruding fin buckle on both sides of the machine with the slot on the glove.



Gently press the machine and push it to the end, the installation is successful.



Wearing schematic.

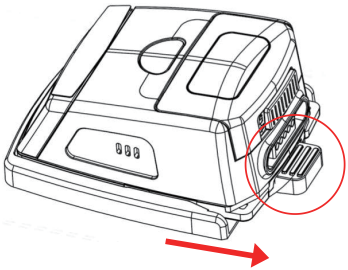

Remove the machine from the glove

Press down the tail buckle, pinch the sides of the machine, and slide it out.

BATTERY DISASSEMBLY

OPEN THE BATTERY COVER

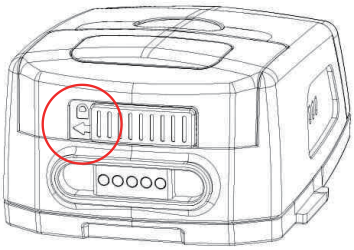

Push the push button to the left in the direction of the arrow.

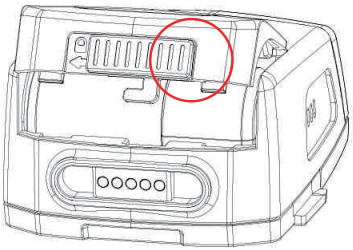

Keep the push button on the left and pull thebattery cover up to open the battery cover andremove the battery.

CLOSE THE BATTERY COVER

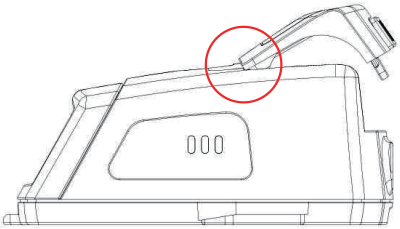

With the battery electrode facing down andinto the battery slot, insert the two buckles onthe battery cover into the holes on the top ofthe machine.

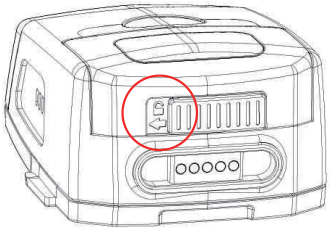

Keep the push button to the left, cover thebattery cover, and press the battery cover firmly to push the push button back to the right.

TAP FOR INSTANT PAIRING BY NFC

Note: First you need to make sure that your mobile phone support NFC function.

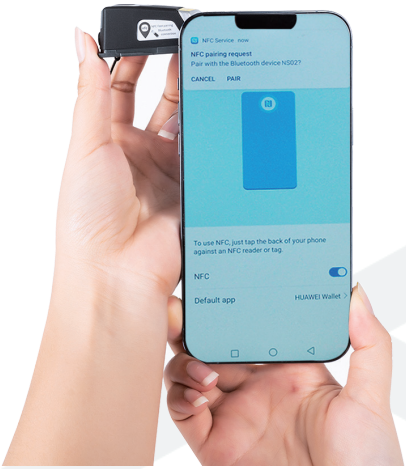



With NFC Function, workers can simply tap the scanner NFC and pairing with Android devices;No need to scan any pairing barcode or open Bluetooth setting to identify and select the device.

QUICK CONNECTION BY GET MAC ADDRESS APP



Android Tablet



Android Phone



Zebra WT6000

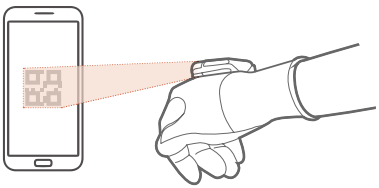

You can download Effon develop APP(SCAN TO GO) to your Android phone, when you open the app, it can simply get the device's mac address, and then the scanner scan the mac address, which can enable the scanner to connect with the android device simply and quickly.

EFFON 誉峰物联
Shenzhen Effon Ltd
穿 戴 式 扫 描 专 家

Add: 1st Flr, Bld 2, Jiujiu Youpin Cultural Creative Park, Rd Junlong, Yousong Community, Longhua Shenzhen 518109, China.

Tel: +86 755 23229300
Email: info@effon.com
Web: www.effon.com

深圳誉峰物联有限公司
Shenzhen Effon Ltd.

Company Profile